

# a Light of the World b

Quilt by Lucy A. Fazely

Finished Quilt Approximately: 40" x 40" - Finished Block Size: 12" x 12"

**Light of the World** fabrics by Exclusively Quilters - Style #3753

**Fabric Requirements:** Based on 44" wide fabric

3/8 yard pink crosses (#8886-1)

5/8 yard white crosses (#8886-90)

1-1/6 yards pink (#8887-1)

5/8 yard brown (#8887-9)

2/3 yard cream (#8887-90)

7/8 yard brown music (#8884-9)

1-1/2 yards fabric for backing (#8883-9 inspirational panels suggested)

42" x 42" quilt batting

template plastic

**Make Template:** Trace template onto template plastic. Cut out and label.

**Cutting Directions:** All measurements based on a 1/4" seam allowance.

From the **pink crosses** fabric:

Cut one 6-1/2" x 44" strip then recut into two 6-1/2" squares

From the **white crosses** fabric:

Cut two 6-3/4" x 44" strips then recut into eight 6-3/4" squares (trim as shown below)

From the **pink** fabric:

Cut one 3-7/8" x 44" strip then recut into four 3-7/8" squares\*

Cut one 2-5/8" x 44" strip then recut into sixteen 2-5/8" squares

Cut four 2-1/2" x 44" strips for binding

Cut two 2" x 44" strips

Cut eight 1-1/2" x 44" strips for borders

From the **brown** fabric:

Cut one 7-1/4" x 44" strip then recut into two 7-1/4" squares\*\* and four 3-7/8" squares\*

Cut two 2" x 44" strips

From the **cream** fabric:

Cut one 3-7/8" x 44" strip then recut into eight 3-7/8" squares\*


Cut two 3" x 44" strips

Cut four 1-1/2" x 44" strips recut into twelve 1-1/2" x 12-1/2" sashing strips and nine 1-1/2" cornerstones


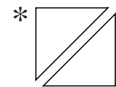
From the **brown music** fabric:

Cut four 5" x 44" strips for border

Trim 6-3/4" white cross squares as shown here:



Cut squares as indicated:



An added 1/8 to 1/2 yard is added to all yardages to account for shrinkage, straightening, cutting errors and prints that may require special cutting to get the best results.

You should protect your investment in time and fabric by making sample blocks before cutting into your fabric because Exclusively Quilters will take no responsibility for replacing fabrics.

Shops who wish to kit this design are responsible for figuring yardage for their kits if they wish to reduce yardages.